

Fibe TV Quick Guide

Enjoy a variety of features and programming that will change the way you watch TV.



Learn how to get the most from your Fibe TV service. Visit bellmts.ca/tvsupport



Channel	SD	HD	Group	Channel	SD	HD	Group	Channel	SD	HD	Group	Channel	SD	HD	Group	Channel	SD	HD	Group	Channel	SD	HD	Group				
A&E	101	1101	PrimeTime 1	Crime + Investigation	164	1164	Replay	FYI	292	1292	Lifestyle	MTV	326	1326	Medley	Radio – Portage	741-743		Essentials	The Cult Movie Network	599		Additional Choices	YTV (East)	17	1017	Essentials
A&E Go*			PrimeTime 1	CTV BC	332	1332	Time Shift West Starter	G4	281	1281	Information	MTV2	324		Medley	Radio – Prairie Public Radio	733		Essentials	The KARAOKE Channel	61	1061	Apps for TV	YTV (West)	18		Essentials
Aapka Colors	505		South Asian Premier Package	CTV Go*				Game TV	33		Essentials	MuchMusic	25	1025	Essentials	Radio – Steinbach	780-782		Essentials	The Movie Network 1	211	1211	Premium Movies	YTV Go*	511		Essentials
ABC Grand Forks	13	1013	Starter	CTV Calgary	1359		Time Shift West	German Kino Plus	529		German	MyPicks	93	1093	Extra Apps	Radio – The Pas	760/762		Essentials	The Movie Network 2	212	1212	Premium Movies	Zee TV Canada			South Asian Package
ABC Seattle	336	1336	Time Shift West	CTV Halifax	1349		Time Shift East	Global BC	333	1333	Time Shift West Starter	Global TV38 Boston	221	1221	Starter	Radio – Thompson	763/765		Essentials	The Movie Network 3	213	1213	Premium Movies				
ABC Spark	234	1234	Movie Picks	CTV Kitchener	1350		Time Shift East	Global Go App				NAC TV	30		Starter	Radio – Winnipeg	701-728		Essentials	The Movie Network 4	214	1214	Premium Movies				
Action	241	1241	Movie Flicks	CTV Moncton	1351		Time Shift East	Global Maritimes	346		Time Shift East	NASA TV	110		PrimeTime 2	Rai Italia	522		Multicultural	The Weather Network	16		Starter				
Al Jazeera English	288		Extra Channels	CTV Montreal	344	344	Time Shift East	Global Toronto	343	1343	Time Shift East	Nat Geo Wild	276	1276	Explore	Recorded TV	51		System	The Weather Network App	1016	1016	Starter				
AMC	247	1247	Movie Flicks	CTV News Channel	141	1141	News	Global Winnipeg	12	1012	Starter	National Geographic Channel	272	1272	Explore	Red Hot TV	953		Adult	TLC	102	1102	PrimeTime 1				
American Heroes Channel	124	1124	Adventure	CTV North Bay	1352		Time Shift East	GMA Life TV	508		Filipino Package	NBA Canada	192		Sports Champions	Rewind Channel	265	1265	Cinema	TLN	165		Replay	addikTV	415		Family
AMI-tv	888	1888	Starter	CTV Ottawa	1353		Time Shift East	GMA News TV International	524		Filipino Package	NBC Canada	6	1006	Starter	RT	287		Extra Channels	TMN Encore 1	215	1215	Premium Movies	AMI-télé	400	1400	Starter
Animal Planet	251	1251	Kids Plus	CTV Regina	1360		Time Shift West	GMA Pinoy TV	507		Filipino Premier Package	NBC Minneapolis	339	1339	Time Shift West	RTR Planeta	518		Multicultural	TMN Encore 2	216	1216	Premium Movies	BabyTV (French)	442		Jeunesse
Apps on TV Demo Channel	96	1096	Extra Apps	CTV Sault Ste Marie	1354		Time Shift East				Filipino Premier Package	Netflix	55	1055	Extra Apps	RTVi (Russian)	533		Multicultural	TMN Go*			Premium Movies	Canal D	423		Divertissement
APTN	14	1014	Starter	CTV Sudbury	1355		Time Shift East	GMA Radio – DWLS	799		Filipino Premier Package	NFL Network	1177		Sports Fans	Showcase	111	1111	Entertainment	Today's Shopping Choice	7		Extra Channels	CASA	433		Variété
A.Side TV	321		Medley	CTV Sydney	1358		Time Shift East	GMA Radio – DZBB	798		Filipino Premier Package	NHL Centre Ice 1	1831		Premium Sports	Silver Screen Classics	266		Cinema	Travel + Escape	302	1302	Places	cpac (French)	407		Starter
ATN	501		South Asian Premier Package	CTV Timmins	1356		Time Shift East				NHL Centre Ice 2	1832		Premium Sports	Slice	131	1131	Life	Treehouse	155	1155	Family	euronews (French)	434		Variété	
B4U Movies	504		South Asian	CTV Toronto	1357		Time Shift East				NHL Centre Ice 3	1833		Premium Sports	Smithsonian Channel			HD HiFi	Treehouse Go*			Family	Evasion	426		Divertissement	
BabyTV	256		Kids Plus	CTV Winnipeg	5	1005	Starter	Golf Channel	182	1182	Sports Fans	NHL Centre Ice 4	1834		Premium Sports	SOCIAL TV	83	1083	Extra Apps	TSN1	37	1037	Essentials	Horizons	431		Variété
BBC Canada	304		Places	Daystar Canada	27		Extra Channels	GSN	107		PrimeTime 2	NHL Centre Ice 5	1835		Premium Sports	TSN2	21	1021	Essentials	TSN2	21	1021	Essentials	ICI ARTV	421		Divertissement
BBC Earth	1604		HD HiFi	DejaView	233		Movie Picks	Gusto	117	1117	Entertainment	NHL Centre Ice 6	1836		Premium Sports	TSN3	22	1022	Essentials	TSN3	22	1022	Essentials	ICI Explora	427		Divertissement
BBC Kids	252		Kids Plus	Discovery	104	1104	PrimeTime 1	H2	163	1163	Replay	NHL Centre Ice 7	1837		Premium Sports	TSN4	38	1038	Essentials	TSN4	38	1038	Essentials	ICI Radio-Canada Télé			Starter
BBC World News	301	1301	Places	Discovery Science	273	1273	Explore	HBO Canada 1	210	1210	Premium Movies	NHL Centre Ice 8	1838		Premium Sports	TSN5	39	1039	Essentials	TSN5	39	1039	Essentials	Winnipeg	10	1010	Starter
belN Sports	527	1527	Soccer & Wrestling	Discovery Velocity	1621		HD Discovery	HBO Canada 2	209	1209	Premium Movies	NHL Centre Ice 9	1839		Premium Sports	TSN Go*	81	1081	Adventure	TSN Go*	81	1081	Adventure	Investigation	435		Variété
BET	314		Medley	Disney Channel	150	1150	Family	Headline News	108	1108	PrimeTime 1	NHL Centre Ice 10	1840		Premium Sports	Spike	125	1125	Adventure	TumbleBooks TV	248	1081	Apps for TV	La Chaîne Disney	443		Jeunesse
Bloomberg TV	146	1146	News	Disney Junior	156	1156	Family	HGTV	134	1134	Life	NHL Centre Ice 11	1841		Premium Sports	Sportsnet (East)	172	1172	Sports Fans	Turner Classic Movies	248	1248	Movie Flicks	LCN	138		Divertissement
BNN	142	1142	News	Disney XD	160	1160	Family	HIFI	1603	1603	HD HiFi	NHL Centre Ice 12	1842		Premium Sports	Sportsnet (Ontario)	173	1173	Sports Fans	TV Asia – Bollywood	1512		South Asian Package	Max	437		Variété
BookTelevision	305		Places	DistracTV	76	1076	Apps for TV	History	105	1105	PrimeTime 2	NHL Centre Ice 12	1842		Premium Sports	Sportsnet (Pacific)	174	1174	Sports Fans	TV Asia – Bollywood	1512		South Asian Package	MusiquePlus	436		Variété
Bravo	123	1123	Adventure	DIY Network	275	1275	Explore	History Go*			PrimeTime 2	Nickelodeon	253		Kids Plus	Sportsnet (West)	171	1171	Sports Fans	TV JAPAN	526	1526	Multicultural	Prise 2	432		Variété
Cartoon Network	157	1157	Family	documentary	264	1264	Cinema	Hollywood Suite 00s			HD Hollywood Suite	NTV St. John's	345		Time Shift East	Sportsnet 360	181	1181	Sports Fans	TV Polonia	515		Multicultural	RDS	191	1191	Sports Champions
CBC News Network	140	1140	Essentials	DTOUR	106	1106	PrimeTime 2	Movies	1614		HD Hollywood Suite	Odyssey	503		Multicultural	Sportsnet 590 The FAN	178		Sports Fans	TV5	405		Multicultural	RDS Info	414		Family
CBC Toronto	341	1341	Time Shift East	DW (Deutsch+)	502		German	Hollywood Suite 70s			HD Hollywood Suite	OLN	176	1176	Sports Fans	Sportsnet Now*	31	1031	Sports Fans	TVA Montreal	406		Starter	Series+	422		Family
CBC Vancouver	331	1331	Time Shift West	E!	113	1113	Entertainment	Hollywood Suite 80s			HD Hollywood Suite	OMNI 1	31	1031	Starter	Sportsnet ONE	187	1187	Sports Fans	TVA Sports	197	1197	Sports Champions	Télémagino	441		Jeunesse
CBC Winnipeg	2	1002	Starter	ESPN Classic	202		Sports Enthusiasts	Hollywood Suite 90s			HD Hollywood Suite	ONE	294		Lifestyle	Sportsnet World	521	1521	Soccer & Wrestling	TVInfo (Polish)	532		Starter	Télé-Québec	412		Family
CBN – Commonwealth Broadcasting Network	516		South Asian Package	EuroWorld Sport	195		Sports Champions	Movies	1612		HD Hollywood Suite	OUTtv	295	1295	Lifestyle	Stingray Juicebox	323		Music	TVInfo (Polish)	532		Starter	Télétoon	413		Family
CBS Minneapolis	4	1004	Starter	EWTN	500		Faith	Movies	1613		HD Hollywood Suite	OWN: Oprah Winfrey Network	114	1114	Entertainment	Stingray Loud	313		Essentials	TVO	284		Starter	TFO	408		Starter
CBS Seattle	337	1337	Time Shift West	Exxxstasy	952		Adult	Hollywood Suite Go*			HD Hollywood Suite	PBS Detroit	348	1348	Time Shift East	Stingray Music	601-645		Music	Twitter on TV	92	1092	Extra Apps	Ultimate Picks	405		Starter
CHCH	261	1261	Cinema	Fairchild Television	506		Chinese	HopeTV	11		HD Hollywood Suite	PBS Fargo	3	1003	Starter	Stingray Retro	315		Music	Univision Canada	517		Starter	TV5	406		Starter
CHRGD	159	1159	Family	Family Go*			Family	Horserecing 1	179		HD Hollywood Suite	PBS Seattle	340	1340	Time Shift West	Stingray Vibe	311		Music	Viceland	297		Starter	Viceland Go*	297		Starter
City Edmonton	334	1334	Time Shift West	Family Channel (East)	153	1153	Family	Horserecing 2	180		HD Hollywood Suite	Peachtree TV	121	1121	Adventure	Sundance Channel	263	1263	Cinema	Viceland	297		Starter	VisionTV	26		Starter
City Saskatchewan	330		Time Shift West	Family Channel (West)	154		Family	ICI RDI	139		HD Hollywood Suite	Penthouse TV	954		Adult	Super Channel 1	217	1217	Super Channel	Viceland	297		Starter	VividTV HD	26		Starter
City Toronto	342	1342	Time Shift East	Family Jr.	158		Family	IFC	262		HD Hollywood Suite	PIX New York	223	1223	Super	Super Channel 2	218	1218	Super Channel	VisionTV	26		Starter	Video On Demand	53	1955	More Adult
City Vancouver	335	1335	Time Shift West	Fashion Television Channel	293		Lifestyle	Investigation Discovery	277	1277	Explore	Playboy TV	951		More Adult	Super Channel Vault	219	1219	Super Channel	VisionTV	26		Starter	W Network (East)	132	1132	Life
City Winnipeg	8	1008	Starter	Fight Network	170	1170	Sports Fans	Kapatid TV5	530		HD Hollywood Suite	Polskie Radio – Jedynkda	796		Multicultural	GinX Sports	220	1220	Super Channel	VisionTV	26		Starter	W Network (West)	133		Life
CMT	109	1109	PrimeTime 2	FNTSY Sports Network	190	1190	Extra Channels	KTLA Los Angeles	224	1224	Super	Polskie Radio – Trojka	797		Multicultural	Talentvision	520		Family	Watch Disney*	151	1151	Family	Univision Canada	517		Starter
CNBC	144		News	Food Network	135	1135	Life	Lifetime	244	1244	Movie Flicks	PPV Events 1	802		PPV	Stingray World	521	1521	Soccer & Wrestling	Viceland	297		Starter	Viceland Go*	297		Starter
CNN	103	1103	PrimeTime 1	FOX Minneapolis	19	1019	Starter	Lobby Camera	95	1095	Starter	PPV Events 2	802		PPV	Stingray World	521	1521	Soccer & Wrestling	Viceland	297		Starter	Viceland Go*	297		Starter
Comedy Gold	162		Replay	FOX News	145	1145	News	Love Nature	1602		HD HiFi	ProSiebenSat.1 Welt	519		PPV	Stingray World	521	1521	Soccer & Wrestling	Viceland	297		Starter	Viceland Go*	297		Starter
Cooking Channel Canada	236	1236	Movie Picks	FOX Seattle	338	1338	Time Shift West	Makeful	322		Medley	PTC Punjabi	534		South Asian Premier Package	Stingray World	521	1521	Soccer & Wrestling	Viceland	297		Starter	Viceland Go*	297		Starter
CosmoTV	136	1136	Life	Free View Channel	40		Extra Apps	Miracle Channel	523		Faith	Radio – Beausejour	732		Essentials	Stingray World	521	1521	Soccer & Wrestling	Viceland	297		Starter	Viceland Go*	297		Starter
Cottage Life	303	1303	Places	FreeViews (occasional)	41-45		Extra Apps	MLB Network	188	1188	Sports Fans	Radio – Brandon	751-756		Essentials	Stingray World	521	1521	Soccer & Wrestling	Viceland	297		Starter	Viceland Go*	297		Starter
CP24	283	</																									

Fibe TV Remote Control

Set your TV to STB mode or your Bell MTS service will not work. On some remotes this button is labelled MTS.

Record TV* with just one click
Skip back in 7-second increments

Go to Video On Demand library (Note: On DEMAND button may be called VIDEO ON DEMAND on some remotes)

Go to Main Menu
Program Bell MTS remote control to TVs/DVDs or auxiliary devices (Note: LEARN button may be called SETUP button on some remotes)

When in Guide, return to last screen or Main Menu

Exit from MENU screen to TV

Search

Go to Interactive Program Guide

Edit letters or numbers on the SEARCH screen

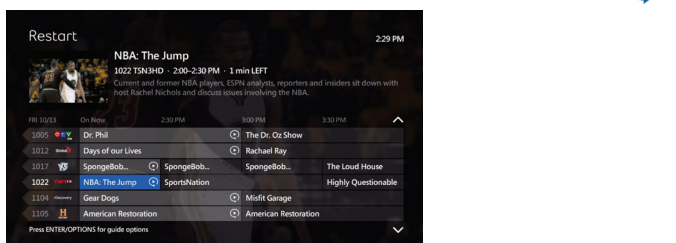
What is Restart and how do I use it?

Restart lets you watch a show already in progress, or up to 30 hours after it started, from the beginning – even if you forgot to set the recording on your PVR*.

*Available with select channels/content, excluding US networks and non-local content, and subject to viewing limitations. Whole Home PVR required.

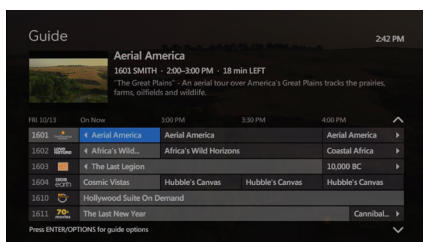
How will I know if I can restart a program?

- In the programming guide, a left pointing arrow beside a channel number indicates the channel has programs that can be restarted.
- You can restart shows identified by the Restart symbol.



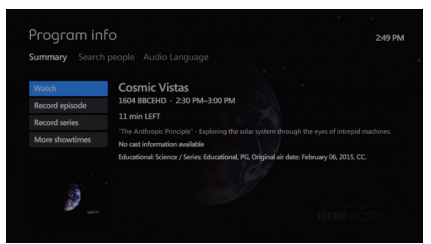
Finding your favourite shows

- Press GUIDE on your remote to launch the onscreen Interactive Program Guide (IPG).



Find details about a specific program

- Press INFO to see a summary of the program, including actor, director, program rating, the original air date, how much time is remaining, and whether or not the program is in HD.



Search for programs by day

- From the Guide press ENTER and the option to 'Jump to Day' will appear along the right hand side of your screen.
- Highlight the option you want and select OK.

Search for programs

- Press the yellow triangle to find out when your favourite program is on. Expand or filter your search results by scrolling to OPTIONS to search for titles, cast and crew, Video On Demand and channels.

Customize channels in your guide

- Press MENU, select SETTINGS, GUIDE.
- Select CUSTOMIZE GUIDE, press OK.
- On each TV, uncheck the channels that you do not want to appear in the guide and save changes.

Controlling live TV using your Whole Home PVR

You must subscribe to Bell MTS Whole Home PVR service to record programs.

Control live TV using the same control buttons that you use to pause, fast-forward, and rewind Bell MTS Video On Demand – all while watching a live TV program:

- Press PAUSE to pause the program for up to 90 minutes.
- Press FF once, twice or three times to fast forward at increasing speeds. Program can be forwarded to the point at which the program is live.
- Press REW once, twice or three times to rewind at increasing speeds. Program can rewind to the point at which you are tuned to the channel.
- Press FWD to skip forward 30 seconds.
- Press REPLAY to skip back 7 seconds.

Recording and watching programs using your Whole Home PVR

If you subscribe to Whole Home PVR you can set recordings and play back recorded programs on any connected TV in your home.

Recording a program you are currently watching

- Press the red RECORD button at the top of the remote. RECORDING appears briefly on the top of the screen.



Recording a program or series from the Guide

- Press GUIDE, highlight a program that you want to record.
- Press RECORD, a red dot will appear by the program to indicate that the program is now scheduled to record. RECORDING SCHEDULED appears briefly on the top of the screen.
- To adjust the settings on your recording such as when to stop your recording or to only record first-run episodes (series only); press INFO, select EPISODE OR RECORD SERIES, and press OK.

Watching your recorded programs

- Press MENU, select RECORDINGS.
- Choose the program you want to watch.

Stopping a recorded program

- To stop a recorded program at any time while viewing it, press the STOP button on your remote control.
- Select one of the options that appear

How much can you record?

Check the capacity of your PVR by:

- Pressing the MENU button.
- Select SETTINGS, then RIGHT ARROW to select PVR SPACE.

When less than 10% of disk space is remaining, your PVR will start deleting the oldest recorded programs that are not protected.

To protect your recordings from being erased automatically

- Press MENU, select RECORDINGS and select the recorded show that you want to protect.
- Select KEEP UNTIL.
- Select either KEEP UNTIL SPACE NEEDED to erase the program automatically when space is needed, or KEEP UNTIL I ERASE to store the program until it is manually erased.

If all your recordings are protected and your PVR's storage space is full, a warning message will appear and your PVR will stop recording. You can free up space by deleting old or unwanted recordings.

TIP: Your PVR will automatically turn on to start recording and turn off when a recording is completed.

- Visit bellmts.ca/pvrsupport for more details.

MyPVR

Control your PVR on the go! Add, delete or change recordings from a computer or select mobile devices.

- Visit bellmts.ca/pvrsupport for more details.

My Picks and Ultimate Picks

Watch up to 6 programs at one time! Visit channel 92 to check out our Ultimate Picks for Kids, Sports, Movies and more! Or, set up your own customized channels on Channel 93 with MyPicks.

Bell MTS Video On Demand

Rent all the newest Hollywood blockbusters and your favourite films whenever you want, plus get access to original made-in-Manitoba programming from Bell MTS Stories From Home.

- Press ON DEMAND.
- Visit bellmts.ca/nowplaying for a complete list of movies.

Apps on TV

Interactive applications to entertain, inform or amuse you. Try our Apps on TV Demo channel for free on channel 96.

Stingray Music Room

Want some background music in the house? Tune to Channel 1060 to see all your free Stingray music stations in one place.

Bell MTS Pay-Per-View

Get front row seats to some of the best live TV events from mixed martial arts, wrestling and other special events.

- Press GUIDE to see Pay-Per-View listings on channels 1801 and 802.

TIP: You can record a Pay-Per-View event but you cannot record a Video On Demand program due to copyright protection.

- Visit bellmts.ca/ppv for a complete list of BellMTS Pay-Per-View events.

Parental Locking

Block material that is inappropriate for your family by setting a PIN that viewers must enter in order to view blocked content.

- Press MENU, highlight SETTINGS, and select PARENTAL CONTROLS.
- Select PARENTAL LOCKING and use the numeric keypad to enter a four-digit PIN.
- The first time you access your Parental Locks, you will be prompted to enter a new PIN. A default PIN (1234) has been pre-set by Bell MTS to prevent access to adult content.
- After you enter a new PIN, you must re-set the Adult Lock settings in order to block Adult Content.

With Parental Locking, you can:

- Lock and restrict access to specific channels.
- Lock TV programs and movies by their ratings.
- Lock any unrated movies and TV programs.
- Lock adult programs.

- Lock access during specific hours and days of the week.
- Change your PIN.

TIP: Parental Locking settings must be set up on each TV for the settings to take effect on each TV. Setting your Parental Locks will also block content in the Picture In Picture preview of the guide.

- Visit bellmts.ca/fibeTV/parentallocking for more details.

Call Display

See who's calling with Call Display.

To personalize your Call Display setting:

- Press MENU.
- Highlight APPS.
- Highlight MESSAGE CENTRE.
- Select CALL DISPLAY LOG.
- Customize your settings at each TV, turning it off or on or off, length of time that the 'pop up' stays on your TV, and the location of the 'pop up'.

You must subscribe to Bell MTS Call Display on your Bell MTS Home Phone service to view caller information on your TV.

- Visit bellmts.ca/homephone/calldisplay for more details, or call 204 225-5687 to sign up for Call Display.

How many programs can I watch at the same time?

Your household can watch up to 8 programs at the same time:

- Live – Watch live or record up to 4 programs at the same time. Watching a Video On Demand program also counts as a Live program.
- Recorded – Watch up to 4 recorded programs at the same time.

If you try to watch or record more than the number of programs above, you will get a CONFLICT MESSAGE. Follow the on-screen instructions to resolve the conflict and continue watching TV.

TIP: Two TVs in your home tuned to the same live channel count as one program. Video on Demand is a live program, not a recorded program.

- Visit bellmts.ca/watchmultipleprograms for more details.

Adjusting your TV settings

If you watch non-HD (regular TV programming) on a widescreen HDTV, black bars will appear on all four sides of the program.

To remove or minimize the bars while watching TV:

- Press the RIGHT ARROW on your remote.
- Select ASPECT RATIO.

- Select one of the following options: NORMAL, STRETCH, ZOOM 1, ZOOM 2 or ZOOM 3.
 - Normal displays the unaltered image in standard format.
 - Stretch expands the image to fill the screen (may cause distortion of the image).
 - Zoom 1-3 will zoom in on the image but may result in part of the image being cropped out of the frame.

Note: using Zoom will affect all channels, including HD. Stretch will only affect the non-HD channels.

Closed Captioning

To Activate Closed Captioning:

Enable closed captioning on your television (refer to your television manual).

- Press MENU.
- Select SETTINGS, TELEVISION, select CLOSED CAPTIONING.
- Use the arrow buttons to select CLOSED CAPTIONING.
- Use the arrow buttons to highlight CHANGE beside STANDARD CAPTIONING.
- Use the arrow buttons to highlight CLOSED CAPTIONING.
- Use the arrow buttons to highlight DONE.
- Press EXIT to view closed captioning displays on Live TV.

Note: For Closed Captioning of HD Channels, select DIGITAL CLOSED CAPTIONING. For Closed Captioning of Standard Definition Channels, select STANDARD CLOSED CAPTIONING. Closed Captioning can be mapped to the A, B or C button for easy toggling.

TIP: You can set up a toggle for Closed Captioning and Descriptive Video with My Remote.

- See bellmts.ca/descriptivevideo for more information on descriptive video and how to set it up.

Changing Devices

Sometimes you'll need to switch to different 'inputs' to use another device (e.g. Gaming system, DVD player, etc.). To get back to Fibe TV or use the PVR, set your TV's 'Input/Source' to the type of cable that is connecting the Fibe TV set-top-box to your TV set, i.e. Component or HDMI.

Set-top box equipment care and maintenance information

- TO REDUCE RISK OF ELECTRIC SHOCK, DO NOT REMOVE COVER (OR BACK).
- PVR set-top boxes require careful handling to avoid damaging the drive.
- Wait at least 10 seconds after disconnecting power before moving the set-top box.
- Do not attempt to mount or position the set-top box vertically, as it must be positioned horizontally and rest on its rubber feet.

- Do not position the set-top box near any external heat source such as a heater or radiator.
- Do not place the set-top box on a rug or bed as it may overheat.
- Do not stack other electronic equipment on top of it.
- Allow for at least two inches of free space above the set-top box and ensure the vents on the set-top box are not blocked.

- Only use the power adapter and cord supplied to connect to your home's AC power outlet.
- Protect the power cord from being walked on or pinched.
- The Video Access Point (VAP2500) used with wireless set-top boxes must be positioned vertically and on a stable surface.
- If a wireless set-top box (VIP2502W) is used outdoors (patio/deck) it must be protected from moisture, temperature extremes, and prolonged exposure to sunlight.
- Contact Bell MTS if the set-top box gets damaged in any way, such as if the box is dropped, the power supply cord or plug is damaged, liquid is spilled on it, objects have fallen into it, or it has been exposed to rain or moisture.

Quick TV Fixes

- Press STB, located at the top left-hand side of your remote, to ensure that the operating mode is set to Bell MTS Fibe TV service. (On some remotes, this button is labelled MTS).
- Check that you are within 20 feet of your set-top box and have a clear line of sight with no obstructions, such as a glass door, in order for your remote control to work.
- Check or replace the batteries in the remote control.
- On some TVs, the brightness settings can interfere with the signal from your remote to your set-top box. Try adjusting the brightness on your TV set.
- Check that there is power to your set-top box. You will see a green light around the power button on the front panel.
- Check that your TV's Input/Source is set to the type of cable that is connecting the Bell MTS Fibe TV set-top box to your TV set i.e. Component or HDMI.
- Check that your cables are firmly attached to the TV and set-top box.
- Turn your set-top box off and on by pressing the POWER button on your set-top box to reset the system.

Remember:

- To instantly change your Channel Groups online, visit bellmts.ca/myaccount.
- You must have an HD TV set to view HD quality TV signals.
- HD and SD channels are now sold together– when you subscribe to a Digital channel, you will also automatically get the HD version of that channel (where available).

A condensed version of the Bell MTS Fibe TV Terms & Conditions is available on your TV by pressing MENU, APPS, NEWS LOG, TERMS & CONDITIONS. To obtain a full version visit bellmts.ca/termsandconditions or call 204 225-5687.

TIP: The remote control must be within 20 feet of your set-top box and have a clear line of sight with no obstructions, such as a glass door, in order for it to work.

MyRemote

MyRemote lets you customize the A, B, and C buttons on your remote for one-touch access to your favourite Bell MTS Fibe TV channels, menu options, and applications.

- See bellmts.ca/myremote

Note: Remotes come in silver, black and charcoal. Some remotes do not have a LEARN button. *You must subscribe to PVR Service to use this function.